

California Community Clinics and Health Centers

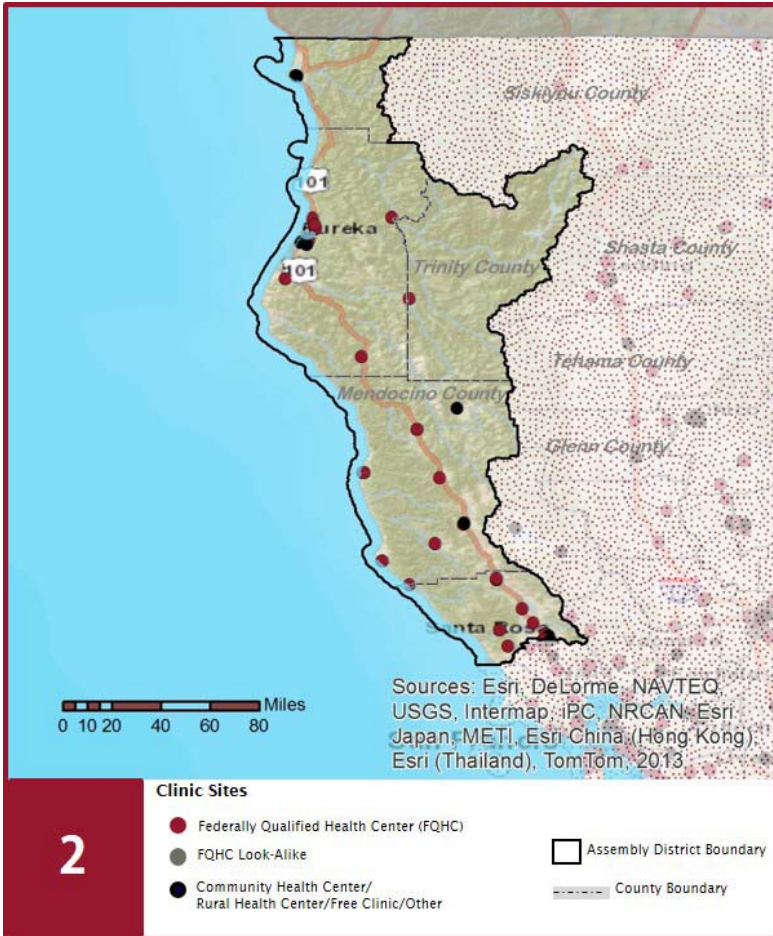
2016

Assembly District 2
Assemblymember Jim Wood



The Clinics

Community Clinics and Health Centers (CCHCs) are nonprofit health care practices located in low income and medically underserved areas. CCHCs share a common mission to serve everyone who walks through their doors, regardless of their ability to pay. The term CCHC include Federally Qualified Health Centers (FQHC), FQHC Look-Alikes, Migrant Health Centers, Rural and Frontier Health Centers, and Free Clinics. CCHCs are an essential segment of the safety net. In many California Counties, they provide a significant proportion of comprehensive primary care services to those who are publicly subsidized or uninsured.



Clinic Types

Total Number of CCHCs	44
Federally Qualified Health Center sites	35
Federally Qualified Health Center Look-Alike sites	2
95-210 Rural Health Center sites	0

The Patients

Demographics

Patients	199,369	
Female	117,121	59%
Male	82,248	41%
19 Years & Under	58,520	29%
Encounters	737,670	

Poverty Levels

Under 100%	98,148	49%
100-200%	43,071	22%
Above 200%	15,177	8%
Unknown	42,973	22%

Age

Race			Ethnicity			Age		
						Male	Female	
White	162,552	82%	Hispanic	49,297	25%	Less than 1 Year	2,443	2,363
Black	3,264	2%	Non-Hispanic	139,277	70%	1 - 4 Years	6,519	6,304
Native American	11,921	6%	Unknown	10,795	5%	5 - 12 Years	11,056	10,891
Asian/ Pacific Islander	4,948	2%				13 - 14 Years	2,279	2,556
More Than One Race	3,421	2%				15 - 19 Years	5,108	9,001
Other/ Unknown	13,263	7%				20 - 34 Years	15,469	33,949
						35 - 44 Years	9,564	14,211
						45 - 64 Years	21,201	26,308
						Over 65 Years	8,609	11,538
Language			Migratory Workers					
Primary Language Not English		16%	Patients	3,812	2%			
			Encounters	14,297	2%			

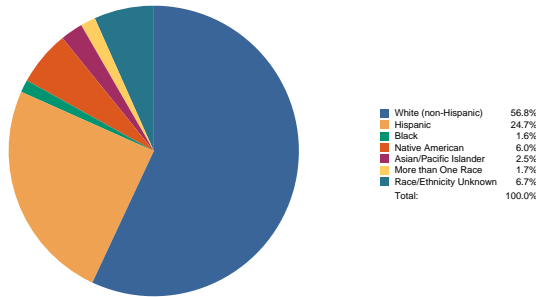
California Community Clinics and Health Centers

2016

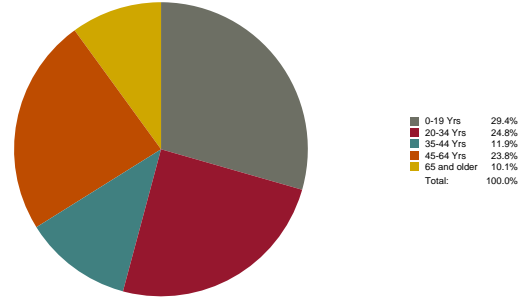
Assembly District 2
Assemblymember Jim Wood



Race/Ethnicity
Patients



Age
Patients



The Services

	Provider FTEs		Encounters	
Medical *	197	66%	532,836	72%
Dental **	44	15%	135,006	18%
Mental Health ***	39	13%	44,427	6%
Other****	34	11%	25,401	3%
Total	297		737,670	

*Physicians, physician assistants, family nurse practitioners, certified nurse midwives, visiting nurses.
 **Dentists and Registered Dental Hygienists
 ***Psychiatrists, clinical psychologists, and licensed clinical social workers.
 ****Other providers billable to Medi-Cal

Total CCHCs that provide the following services

Vision Services	4
Basic Lab Services	29
Radiology Services	7
Pharmacy Services	8
Urgent Care Services	6
Womens Health Services	27
Substance Abuse Services	13
Domestic Violence Services	4

Revenue and Utilization by Payment Source

Program	Patients ^ ^		Encounters		Revenue	
Medicare	24,034	12%	120,611	16%	Gross Patient Revenue	\$150,912,664
Medi-Cal	91,674	46%	363,811	49%	Net Patient Revenue	\$109,236,814
All County ^ ^ ^	51	0%	167	0%	Other Operating Revenue	
PACE Patients	16	0%	89	0%	Federal	\$37,467,720
Private Insurance	35,216	18%	126,807	17%	State	\$1,686,683
Uninsured Services ^ ^ ^ ^	43,304	22%	77,908	11%	County/Local	\$653,367
Other	5,074	3%	5,078	1%	Private	\$3,254,329
BCCCP ^ ^	714	0%	1,381	0%	Donations/Contributions	\$2,302,420
CHDP ^ ^	5,212	3%	13,221	2%	Other	\$21,377,229
Family PACT ^ ^	14,117	7%	28,597	4%		

Because of their philosophy and by necessity, CCHCs have been vigilant about controlling the cost of care, and the untoward effects of deferred or neglected care, by promoting a broad range of preventive health services specifically targeted to the particular needs of their communities and patient populations. The federal Office of Management and Budget has found the Health Center Program to be one of the ten most effective federal programs and the most effective program under the federal Health and Human Services Agency. Despite enormous challenges, CCHCs have persisted in their mission to serve their local communities.

All information compiled by Jeanita Harris, Sr. Data Analyst, CPCA. Numbers are based on 2014 OSHPD data.

^ ^ Patient counts for Episodic programs (BCCP, CHDP, Family PACT) are duplicated. BCCCP = Breast and Cervical Cancer Control Program; CHDP = Child Health and Disability Prevention Program; Family PACT = Family Planning Access Care and Treatment program.
 ^ ^ ^ County Indigent/CMSP/MISP, San Diego County Medical Plan, LA County Public/Private Partnership, and Other County Programs.
 ^ ^ ^ ^ Free and Self-Pay/ Sliding Fee Programs.